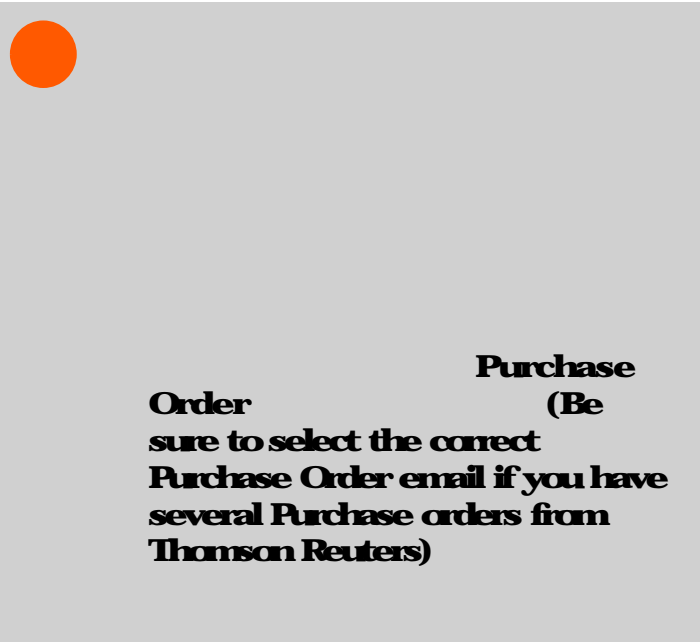



Ariba Light Account: How to Upload PO Invoice



 **Process Order**



Sign up


existing

Log in



Create Invoice

Purchase Order: 7000046826



Invoice Header
Summary
Invoice #
Invoice date

**Add
Attachments**

WILL LIGHT ACCOUNT : How to Upload DC

Section

Line Items

lines

quantity amount

Subtotal

Total Amount without Tax

IMPORTANT

Line Items 1 Line Items, 1 Included, 0 Pre

standing Discount Add to Included Lines

No.	Include
1	<input checked="" type="checkbox"/>
2	<input type="checkbox"/>

Quantity

10

Subtotal

Subtotal: 100.00 INR

Total Tax: 0.00 INR

Total Amount without Tax: 100.00 INR

Tax

Update

Next

Update Save Exit Next

Wild Light Account: How to Upload DC

Submit



Exit





**One Off Step - applicable for
business registered for
TAX/ VAT**

**TAX/ VAT
Company Profile**

account settings

Company Profile

Business

Tax ID -

Vat ID & Check Box



Log out

User Name

Logout

Annual Eignit Account : Next Steps

Preparer

Requester

ATTENTION
